



THE STAR OF ENERGY SAVINGS

Anlin Coronado Series Features

Anlin Coronado Series premium windows are symmetrically engineered with even sightlines for maximum beauty. This window series was Anlin's original design and is the most popular window Anlin offers. It can be fully loaded with feature upgrades for durability and maximum energy efficiency.




Anlin XTRU Architectural Vinyl

- ▶ Architecturally engineered for superior strength, and energy efficiency
- ▶ Provides superior thermal values.
- ▶ Titanium infused for maximum durability

Most Energy Efficient Glass Technology

- ▶ Variety of glass designed for every climate zone
- ▶ Increases windows R value
- ▶ Minimizes heat exchange through the window





Smooth Operation

- ▶ Sliding windows open and shut effortlessly
- ▶ Sealed precision bearings
- ▶ Stainless steel axles
- ▶ Lifetime of smooth operation

Continuous Interlock

- ▶ All lock hardware is securely attached to metal reinforcement
- ▶ Prevents jimmying the pull tight cam lock the outside
- ▶ Passes the most stringent forced entry resistance test



Weather-Tight Seal

- ▶ Antimicrobial triple-fin weatherstrip
- ▶ Four barriers of filler
- ▶ Weather-tight seal blocks wind, dirt, bacteria, moisture and sound

Antimicrobial Mesh & Watershed Coating

- ▶ infused with antimicrobial protection
- ▶ Provides clearer viewing and better airflow
- ▶ Insect protection and watershed technology



Variety of Styles to Fit any Home

- ▶ Coronado products include: Casement, Awning, Double Hung, Double Slider as well as Bay and Bow Garden windows.
- ▶ A variety styles to personalize any home.

Anlin Windows and Doors are backed by the best warranty and consumer services in the industry. Accidental glass breakage, parts, labor and even shipping to make covered repairs will be free of charge to you. Anlin Lifetime Warranty coverage is also transferable to the next subsequent owner if you sell your home.